

RESEARCH ARTICLE

Unintended consequences and the paradox of control: Management of emerging pathogens with age-specific virulence

Spencer Carran^{1*}, Matthew Ferrari², Timothy Reluga³

1 Ecology IGDP, Pennsylvania State University, University Park, Pennsylvania, United States of America, **2** Department of Biology, Pennsylvania State University, University Park, Pennsylvania, United States of America, **3** Department of Mathematics, Pennsylvania State University, University Park, Pennsylvania, United States of America

* spencercarran@gmail.com



OPEN ACCESS

Citation: Carran S, Ferrari M, Reluga T (2018) Unintended consequences and the paradox of control: Management of emerging pathogens with age-specific virulence. *PLoS Negl Trop Dis* 12(4): e0005997. <https://doi.org/10.1371/journal.pntd.0005997>

Editor: Laith Yakob, London School of Hygiene & Tropical Medicine, UNITED KINGDOM

Received: June 7, 2017

Accepted: September 27, 2017

Published: April 9, 2018

Copyright: © 2018 Carran et al. This is an open access article distributed under the terms of the [Creative Commons Attribution License](https://creativecommons.org/licenses/by/4.0/), which permits unrestricted use, distribution, and reproduction in any medium, provided the original author and source are credited.

Data Availability Statement: Demographic data are available from the United Nations Statistics Division and is accessible at <http://data.un.org/Data.aspx?d=POP&f=tableCode%3A22>.

Funding: The research was supported in part by National Science Foundation grant CCF-1215682. The funders had no role in study design, data collection and analysis, decision to publish, or preparation of the manuscript.

Competing interests: The authors have declared that no competing interests exist.

Abstract

We project forward total Zika virus disease (ZVD) under varying hazards of infection and consider how the age distribution of disease burden varies between these scenarios. Pathogens with age structured disease outcomes, such as rubella and Zika virus, require that management decisions consider their impact not only on total disease incidence but also on distribution of disease burden within a population. Some situations exhibit a “paradox of control” in which reductions of overall transmission decrease the total incidence but increase the incidence of severe disease. This happens because of corresponding increases in the average age of infection. Beginning with the current population structure and demographic rates of Brazil, we project forward total ZVD burden as measured by cases occurring in pregnant women and document the scenarios under which a paradox of control for ZVD management emerges. We conclude that while a paradox of control can occur for ZVD, the higher total costs from increasing the average age of infection will only be realized after several decades and vanish under conservative discounting of future costs. This indicates that managers faced with an emerging pathogen are justified to prioritize current disease incidence over potential increases in severe disease outcomes in the endemic state.

Author summary

The intuitive response to an emerging outbreak is to halt, or at least reduce, transmission. However, in some circumstances, reducing overall transmission and incidence may be counterproductive from a public health perspective as public health interventions affect both the total level and the distribution of disease burden. We consider the scenarios under which reducing transmission of an emerging pathogen such as Zika virus may increase the costs associated with disease in the most vulnerable segments of the population—in this case, reproductive-age women. We conclude that after applying standard discounting rates to future cases, the “paradox of control” as evaluated from the time of

introduction vanishes and reducing hazard of infection uniformly reduces the total costs associated with severe disease.

Introduction

Zika virus (ZIKV), a mosquito-borne pathogen first identified in Uganda in 1947 [1] and subsequently responsible for sporadic outbreaks [2], has attracted major attention from health officials and the public at large as a result of an ongoing large outbreak in the Americas. The South American Zika virus disease (ZVD) outbreak began in Brazil in 2015 [2] and rapidly spread through South and Central America, with an estimated 500,000-1,500,000 cases in Brazil alone [3]. While Zika virus disease (ZVD) is usually asymptomatic or mild [2], it has been linked to more severe complications in pregnant women [4]. The complication of greatest concern is microcephaly, where ZVD infection during fetal development impedes brain development.

Concerns over microcephaly have led to calls for women to delay or strategically time pregnancy [5, 6]. However, given the limited access to contraception and family planning services in much of Latin America [7], it may be more practical to focus on population-level control efforts that do not rely on individual behavioral modification. In particular, there has been renewed attention on potential vector control strategies [8] to reduce the attack rate (fraction of susceptible individuals experiencing infection) across the entire population.

For many diseases, minimizing attack rate is a straightforward way to reduce disease-associated mortality and morbidity. Attack rates determine not only the overall level of incidence, but also the average age of infection, with higher attack rates resulting in lower average age of infection [9]. For a disease which causes the most severe outcomes in younger individuals, such as measles, this suggests that reducing incidence also shifts the burden of disease away from the most vulnerable individuals. For a disease in which outcome severity can increase with age, such as rubella [10–12] or ZVD, decreases in the attack rate can shift cases into more vulnerable age classes. This may result in a “paradox of control” in which a reduction in incidence increases mortality and morbidity [13, 14]. The paradox of control can lead to situations with multiple locally optimal management equilibria [15, 16] and is the reason current WHO policy for rubella vaccination does not recommend implementing routine coverage below a threshold that is expected to reduce both total incidence and incidence in most-affected classes. The tradeoff in (usually mild) cases averted to a potential increase in incidence of congenital rubella syndrome (CRS) as seen in the Greek experience [17] is deemed unacceptable. However, analyses of the tradeoff between rubella incidence and CRS burden [13, 18] have been based on an equilibrium incidence assumption. As ZVD is a newly emerging pathogen in a previously naïve population, it is not at equilibrium yet and we do not know what the incidence and age distribution will be at equilibrium. Additionally, our understanding of ZVD is rapidly expanding as new control methods such as genetically modified mosquitoes [19] and ZIKV vaccines [20–22] may change the eventual equilibrium level and distribution of ZIKV incidence.

We believe that cost-benefit evaluations of ZIKV policy interventions should focus primarily on the transient dynamics with discounting of future cases as is common in the economic literature [23]. Such discounting has previously been applied to understand the benefits of polio eradication [24–28]. In this paper, we use an age-structured model to study the potential short-term and long-term consequences of changes to a constant background ZIKV attack rate on incidence of ZVD and of high-risk cases in reproductive-age women during the

transient dynamics following introduction. Our results show that the paradox of control is much weaker under transient dynamics, and almost always vanishes under even conservative discounting rates. We conclude that early interventions that reduce attack rates will always improve public health, and the paradox of control need only be considered when interventions have been delayed to a time when incidence has approached equilibrium levels.

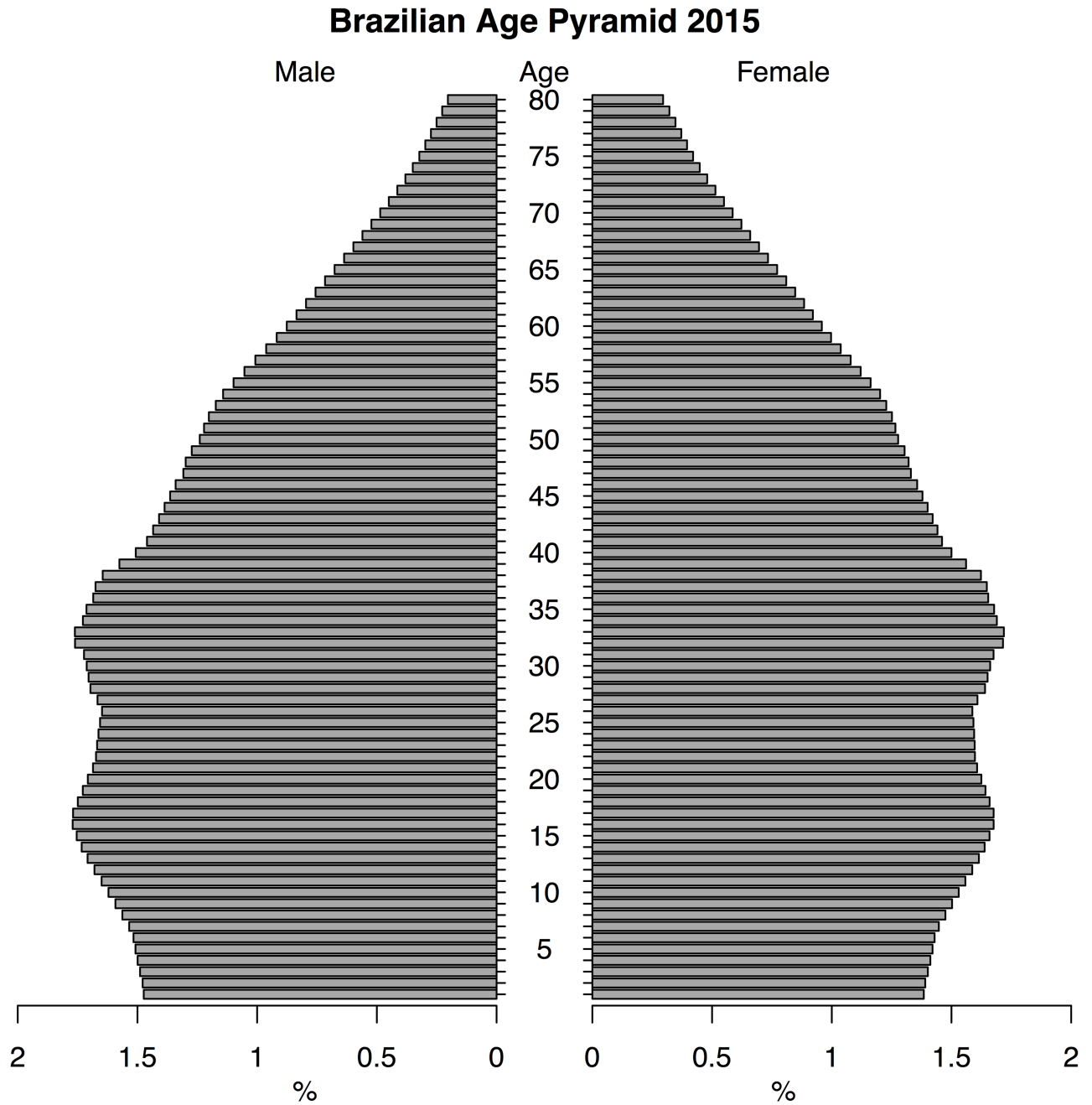


Fig 1. Brazilian population pyramid, 2015. Brazil's population currently has the bulk of its mass in reproductive-age individuals, complicating any recommendation to delay childbearing.

<https://doi.org/10.1371/journal.pntd.0005997.g001>

Materials and methods

To evaluate the impact of an emerging pathogen with age-structured virulence, we construct a two-part model characterizing the underlying demographic structure, which can be well described with available census data, and overlay a disease incidence model, which describes a process with greater uncertainty. For our case we consider the initial conditions as the population structure of Brazil in 2015 (Fig 1) since Brazil was the most heavily impacted country in the recent outbreak and presents an interesting case study given a current age distribution that is disproportionately skewed towards the most vulnerable age classes. We additionally consider an idealized “developing” population (Fig 2) to consider the dependence of our results on the initial population distribution.

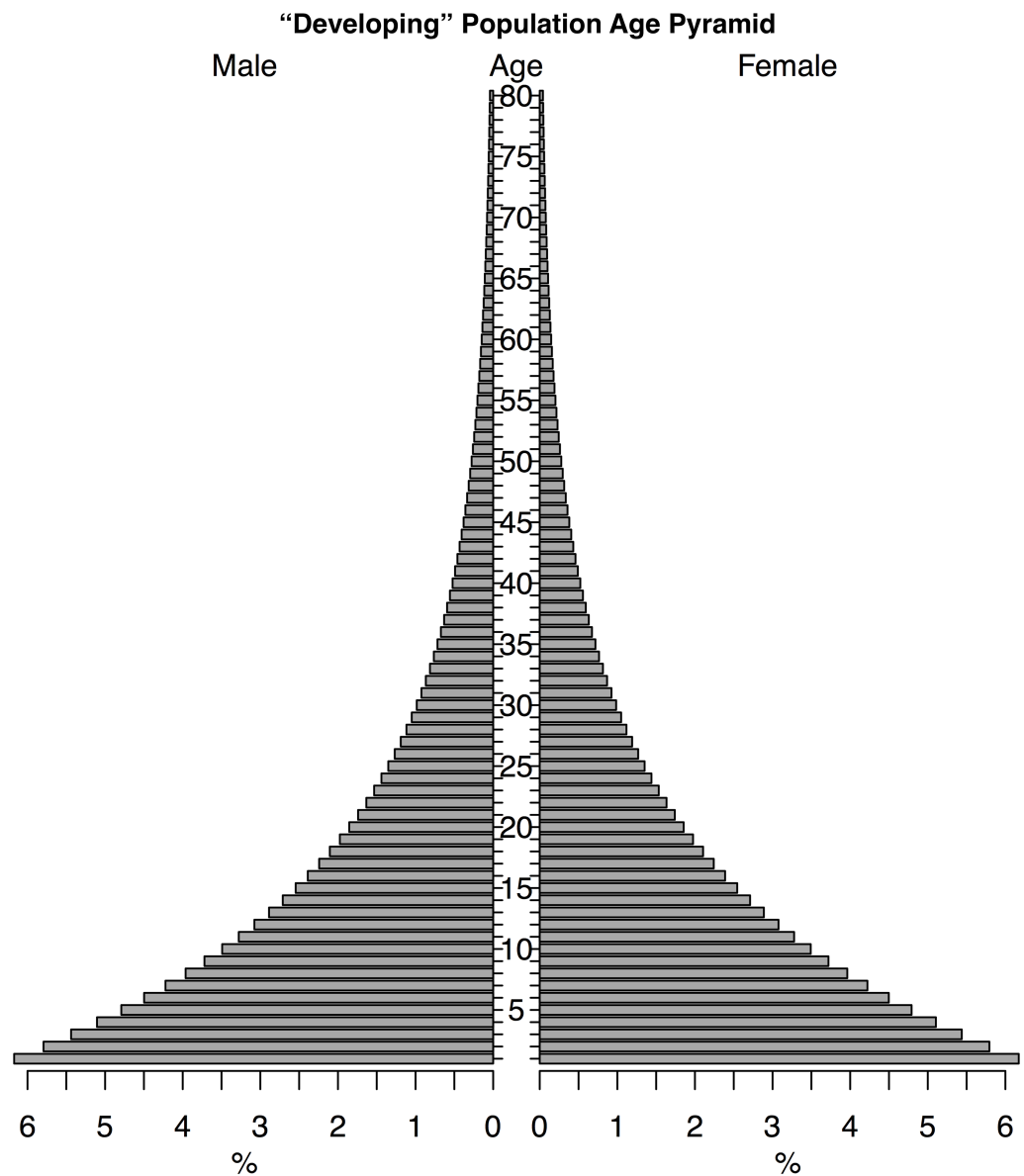


Fig 2. “Developing” age pyramid. In a setting with far more children (proportionally) there is less cost, and more potential benefit, to higher ZVD hazards providing a “natural vaccine” to ZVD infection during pregnancy.

<https://doi.org/10.1371/journal.pntd.0005997.g002>

Age-Specific Fertility Rates

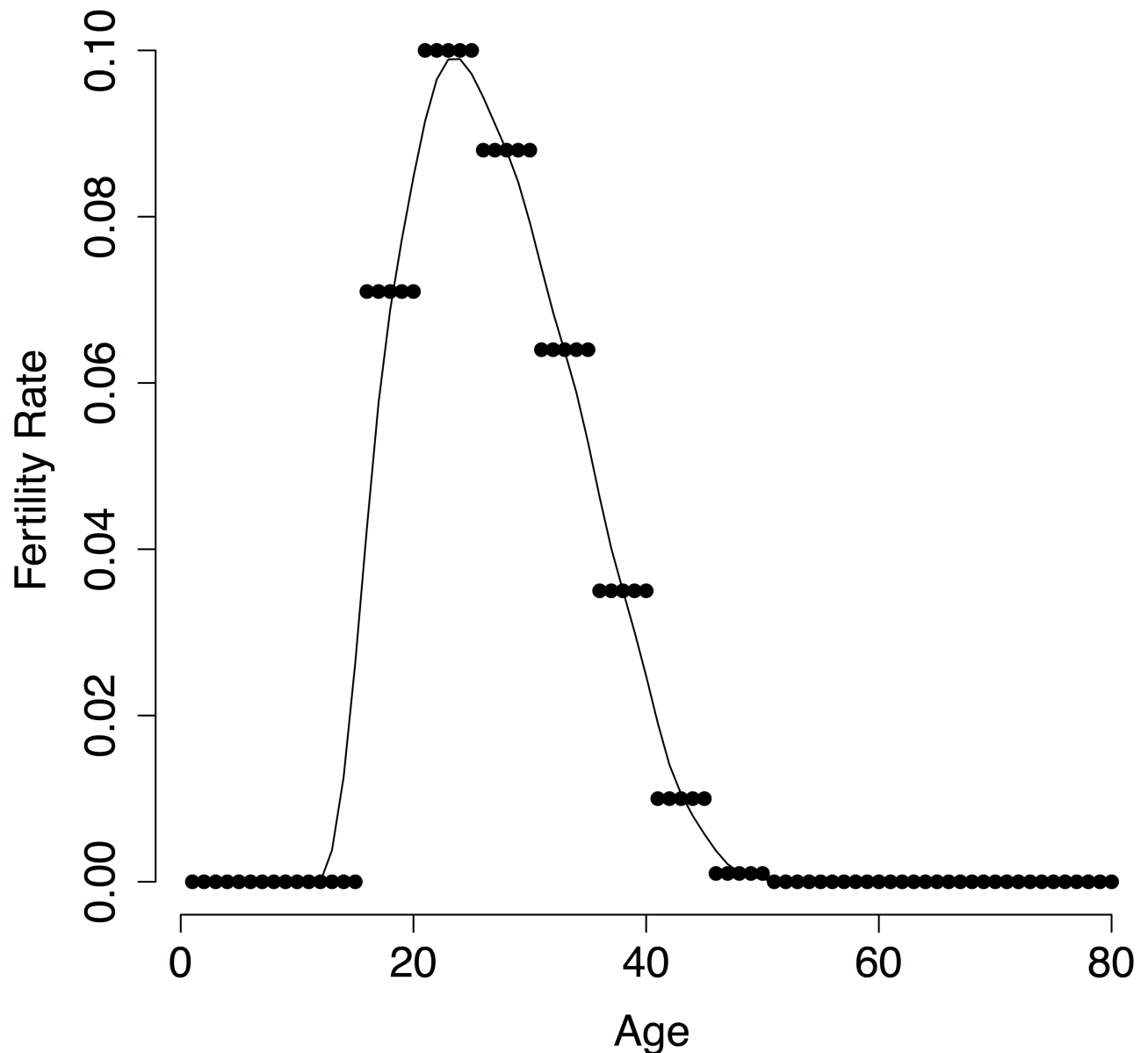


Fig 3. Age-specific fertility rates. Age-specific Brazilian fertility rates as of 2012 in five-year intervals, with a smoothing spline fit to obtain annual resolution.

<https://doi.org/10.1371/journal.pntd.0005997.g003>

The population is projected forward using recently estimated age specific fertility rates [29] (Fig 3). We assume individuals are born susceptible and removed from the susceptible population at an annual rate corresponding to the hazard of ZVD, and that individuals who are infected once retain lifetime immunity to future infection. We then consider the burden of ZVD in terms of the risk of ZVD-related birth defects. Actual rates of ZVD-related birth defects in different settings have been estimated as ranging from 11% [30] to 42% [31] and may vary by stage of pregnancy [32]. For purposes of our model, the total cost of ZIKV is

defined as the number of births that occur in women who experience ZVD in the same year as their pregnancy.

We project forward population dynamics and ZVD incidence over fifty years to generate a cumulative cost of ZIKV. In light of potential improvements in prenatal care for pregnancies coinciding with ZVD or control methods such as the release of genetically modified mosquitoes [19, 33, 34] or a vaccine [20–22], we weight present cases more heavily than future cases using the geometric rate $\frac{1}{(1+r)^t}$ for cases t years in the future and an annual discounting rate r . Such discounting is standard practice in many areas of social policy [23], as well as in disease management [24–28]. With the ongoing development of additional management options [19–22, 33, 34] and screening and pre-natal/neo-natal treatment [35], there is reason to believe that future costs projected based on current ZVD risks may not be fully realized.

Given that the hazard of encountering ZIKV infection is uncertain and likely to vary both in time and across spatial scales, we generate projections across a wide range of potential hazard rates. We consider the cumulative costs of ZIKV as a function of hazard rates in order to identify the possibility of a paradox of control under the assumption that ZVD hazard, while unknown, may be increased or decreased as a function of the intensity of control efforts.

Our model is a numerical approximation of an age-structured epidemic model with time-dependent infection risks, combined with Lotka’s renewal equation for projecting the age structure of a population [36]. Models with similar forms have been studied since the 1920s [37, 38], based on McKendrick’s partial differential equation [39]. Let $S(t, a)$ be the density of susceptible individuals of age a at time t . We assume a perfect sex ratio of 50/50. Individuals die at rate $\mu(a)$, depending on their age, and become infected at rate λ , independent of age and time. Infected individuals are assumed to become permanently immune against infection as soon as they are infected. New susceptible individuals are born at rate $l(a)$ per susceptible person of age a . We assume ZVD infection has no measurable impact on the population’s large-

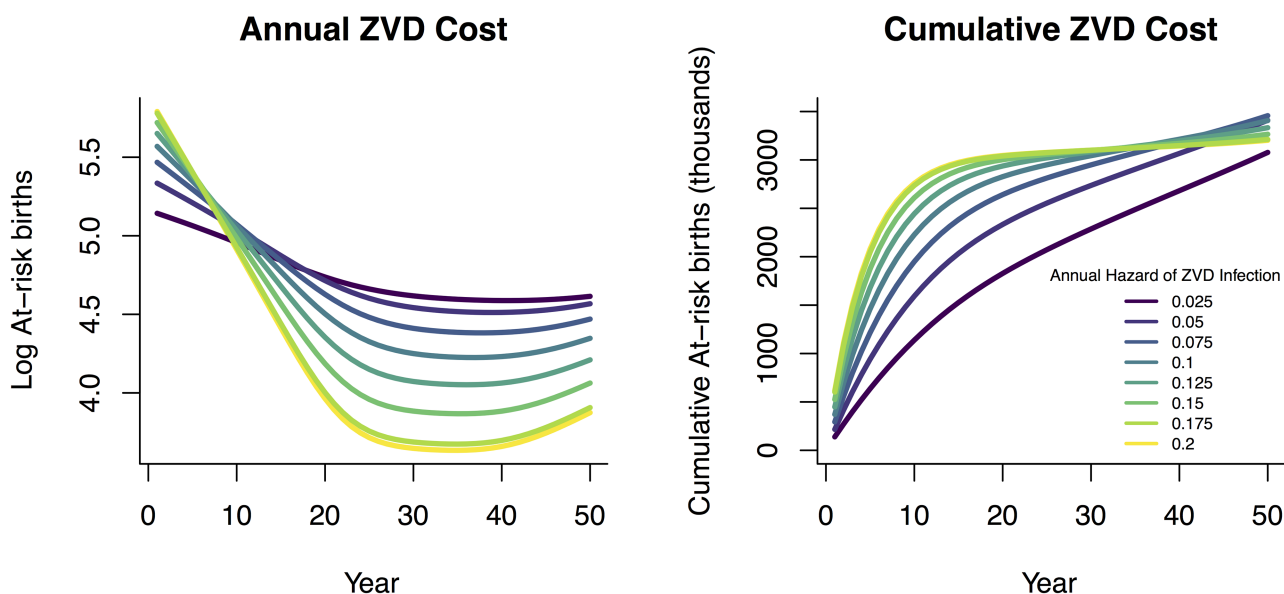


Fig 4. Annual (left) and cumulative (right) projected number of at-risk births over time in a population matching Brazilian age structure and demographic rates. A larger ZVD hazard results in more at-risk births at the start of the outbreak, while fewer people would remain susceptible in the long term. Scenarios involving lower ZVD hazard lead to fewer cumulative at-risk births over short planning horizons but eventually exceed high-hazard scenarios.

<https://doi.org/10.1371/journal.pntd.0005997.g004>

scale demographic structure, so $l(a)$ can be picked to reflect the collective birth rate of susceptible and resistant individuals. Thus

$$S(t + 1, a + 1) = (1 - \lambda - \mu(a))S(t, a), \tag{1}$$

$$S(t, 0) = \sum_{a=0}^{\infty} l(a)S(t, a), \tag{2}$$

$$M(t) \propto \lambda \sum_{a=0}^{\infty} l(a)S(t, a), \tag{3}$$

$$C(T) \propto \sum_{t=0}^T \sum_{a=0}^{\infty} \lambda l(a)S(t, a) \left(\frac{1}{1+r}\right)^t, \tag{4}$$

Discounted 50 Year ZVD Cost

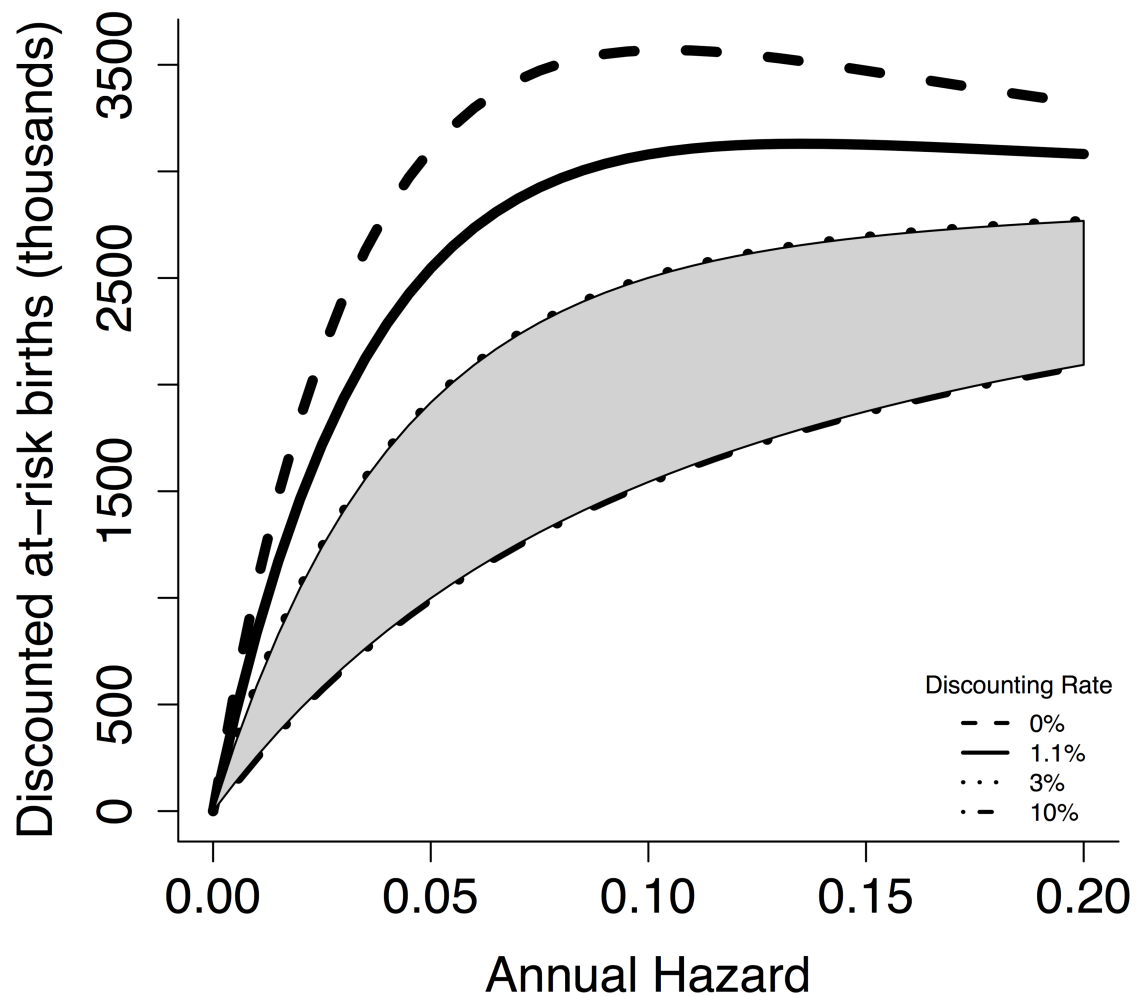


Fig 5. Intermediate levels of ZVD hazard lead to the largest number of at-risk births. When annual discounting of 1.1% or greater is applied to future cases, the total weighted cost of ZVD increases monotonically with annual hazard. The gray region indicates the range of discounting rates commonly used in social policy [23].

<https://doi.org/10.1371/journal.pntd.0005997.g005>

with the initial age-distribution of susceptibles $S(0, a)$ and the maternity function $l(a)$ estimated from census data [29].

The annual number of at-risk births $M(t)$ in year t is proportional to the infection hazard λ and the total number of susceptible births. The cumulative discounted future cost of the ZVD epidemic $C(T)$ is proportional to the total number of at-risk births from the start of the epidemic up until year T , discounted at annual rate r . Given uncertainty about the degree of overlap between human birth seasonality in the Southern hemisphere [40] and the relative level of microcephaly risk in different trimesters of pregnancy [32] the appropriate proportionality constant is currently unknown. However, since we assume demographic patterns such as birth timing to be unaffected by ZVD, the value of this scalar proportionality constant will not affect the relative ordering of different projections under our model.

The actual hazard of ZVD infection is unknown, and potential values for R_0 range between 2.2 and 14.8 [41, 42]. We therefore consider the incidence of ZVD in high-risk age classes under varying annual hazard rates of ZIKV infection, with annual susceptible attack rates between 0 and 0.2, the highest end of which would correspond to an equilibrium mean age of infection between 3 and 4 years of age. We compare both the year-over-year and cumulative incidence of ZVD in at-risk age classes over a fifty year time window, and consider the impact of discounting future costs at the geometric rate $\frac{1}{(1+r)^t}$ for cases t years in the future and a discounting rate r . We consider annual discount rates of 3% and 10% as these are commonly used in both social policy and disease management evaluation [23–28]. Changes in the annual hazard rate (potentially modulated by control intensity) result in changes to both the equilibrium incidence and average age of infection. We have also explored some cases of age and time-dependent infections hazards ($\lambda(a, t)$), notably oscillating hazard rates across different years (supplement) and find no impact on our qualitative conclusions.

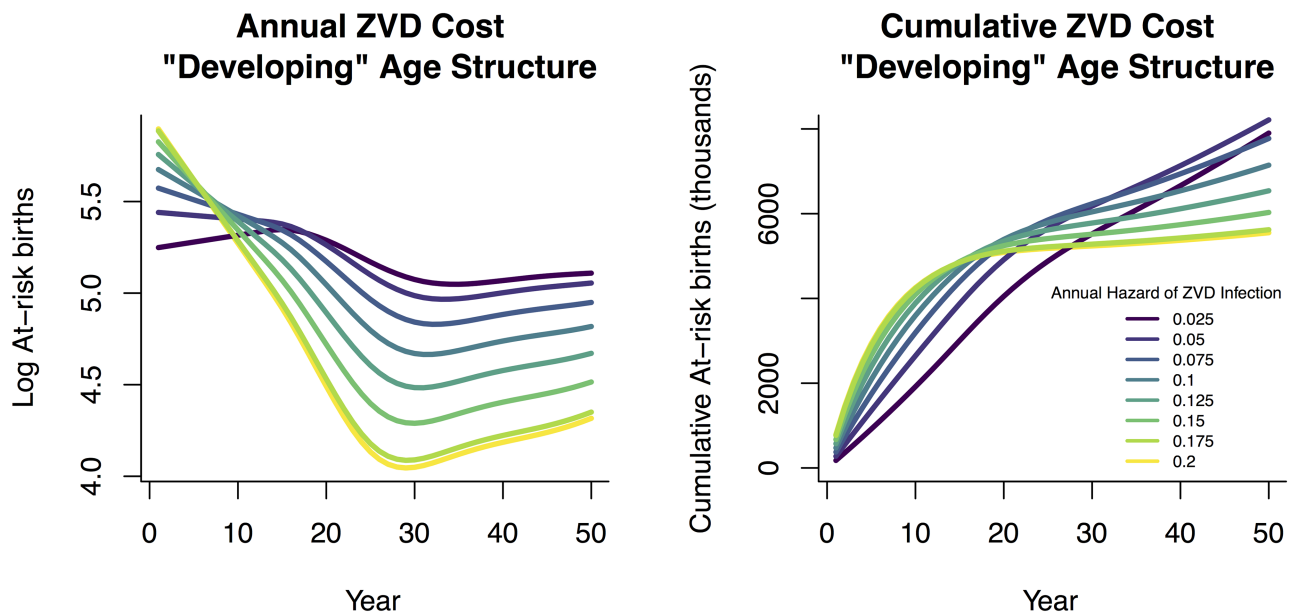


Fig 6. Since most individuals in this hypothetical developing population are below reproductive age, costs of ZVD tend to be higher in the future than in the case of Brazilian demography. The left panel shows absolute number of annual ZVD cases in pregnant women under varying hazard rates, while the right panel shows cumulative number of cases. This assumes the starting population age distribution is exponential and begins with all individuals susceptible.

<https://doi.org/10.1371/journal.pntd.0005997.g006>

Results

Considering the potential total number of at-risk births over the duration of 50 years with varying levels of ZVD incidence yields projections where intermediate levels of ZVD incidence lead to the highest total number of at-risk births while extremely high or extremely low ZVD incidence both result in a lower total burden. Since ZVD is an emerging infection, the age distribution of cases following introduction will simply match the population's age distribution. As ZVD becomes established in a population, the age distribution will begin to shift towards younger individuals [9, 43]. The effect of the shifting age distribution is seen as the cost of ZVD as measured in cases in pregnant women tends to decline for any given hazard rate until an equilibrium is reached (Fig 4).

Discounted 50 year ZVD Cost "Developing" Age Structure

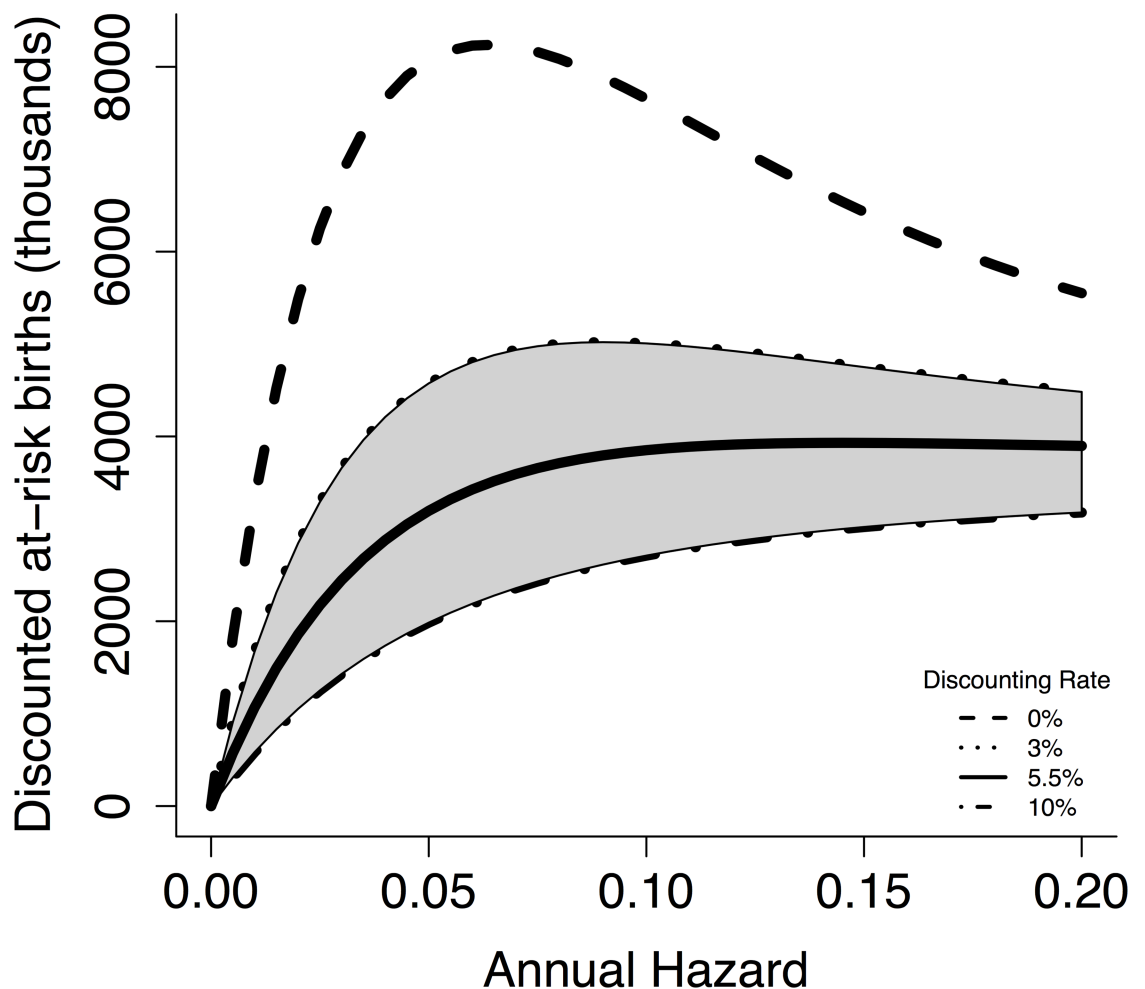


Fig 7. Intermediate levels of ZVD hazard lead to the largest number of at-risk births. When annual discounting of 5.5% or greater is applied to future cases, the total weighted cost of ZVD increases monotonically with annual hazard.

<https://doi.org/10.1371/journal.pntd.0005997.g007>

The cumulative burden of ZVD and microcephaly is determined both by the transient spread of ZVD through the initially naive population and the long-term endemic level of incidence once ZVD is established within the population. While high hazard rates lead to a larger initial outbreak, they also result in most of the population acquiring immunity before reaching reproductive age, limiting the potential for microcephaly in the future.

Placing possible hazard rates on the x axis, we consider the total cost over a fifty year window (Fig 5). Under the parameters we used, the greatest total burden of ZVD occurs when the annual hazard of contracting ZVD is 0.09, implying that efforts to reduce transmission in regions where hazard is higher than that could be counterproductive unless they succeed in reducing hazard below that threshold. For example, reducing the annual hazard from 0.15 to 0.12 would result in an estimated 36,500 additional cases of ZVD among pregnant women during the fifty year window of our projection.

However, most of the additional cases will occur later in time, by which point there may be medical advances in prenatal care or ZVD control that mitigate the potential for harm. To account for potential discounting of distant future cases relative to near future cases, we weight ZVD cases in our simulation according to the geometric rate $\frac{1}{(1+r)^t}$ for cases t years in the future and a discounting rate r . When penalizing current cases more heavily than future cases, we find a reversal of our initial result, returning to the intuitive conclusion that more zika is always worse than less. In the case of our projection based on Brazilian demographics, any discounting rate greater than 1.1% is sufficient to eliminate the paradox of control.

We consider also a stylized “developing world” age distribution, with a heavily child-biased age distribution (Fig 2). In this case, the relative costs of near-term and future cases are shifted by the smaller proportion of the population currently at risk (Fig 6), and a steeper discounting rate of 5.55% is necessary to eliminate the paradox of control (Fig 7). However, this discount rate is still within typical ranges used in setting social policy [23].

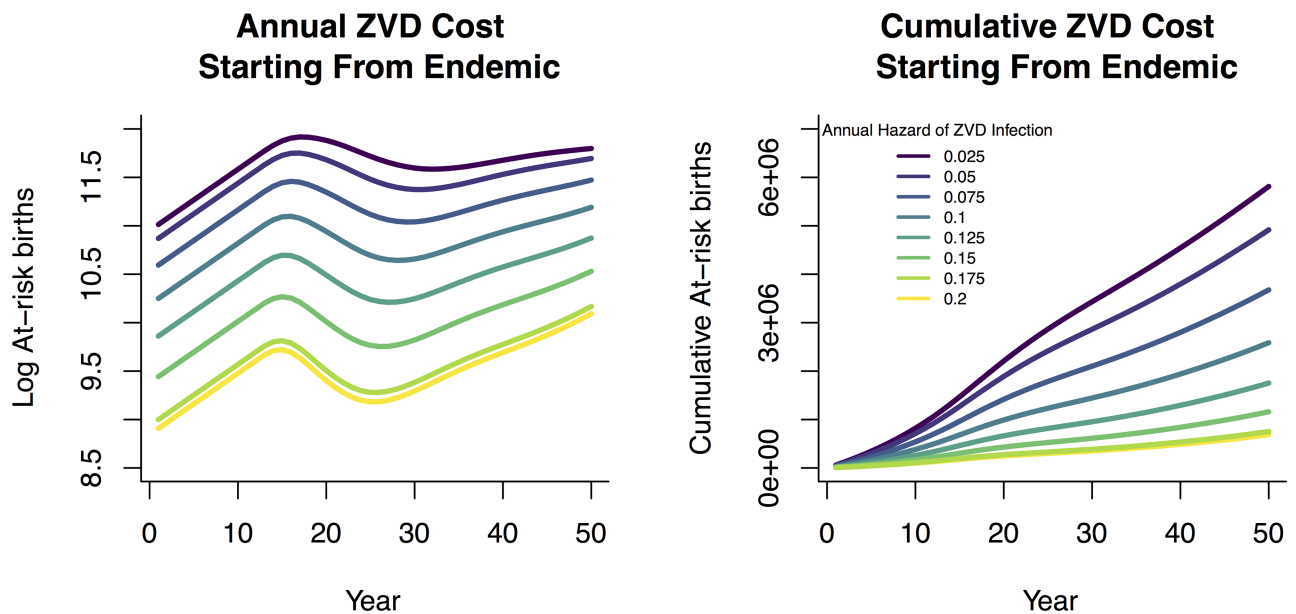


Fig 8. Since the population in the endemic setting begins with partial immunity, annual disease burden is already at equilibrium and fluctuations are primarily due to demographic rates. A clear paradox of control appears in which reductions in attack rate monotonically increase the mean age of infection and therefore relative burden in at-risk age classes.

<https://doi.org/10.1371/journal.pntd.0005997.g008>

To illustrate the divergence from previous literature’s finding of a paradox of control in rubella-endemic settings [11, 17, 18, 51], we consider the same projections but with a population whose initial susceptible age structure corresponds to having had a constant infection risk over their lifetimes (Fig 8). This approximates an endemic-disease scenario. In this endemic context, a paradox of control materializes for all discounting rates (Fig 9) because there is no initial large outbreak in the higher-hazard scenarios to offset lower long-term caseload in reproductive individuals.

In case of cycles in hazard rates, our qualitative conclusions are broadly unchanged. However, sufficiently long cycles may increase the minimum discounting rate necessary to eliminate the paradox of control by permitting cohorts born during the lower-hazard phase of the cycle to reach reproductive age before encountering ZVD infection. As an illustrative example, we consider below hazard rates that cycle on a five year period (Fig 10).

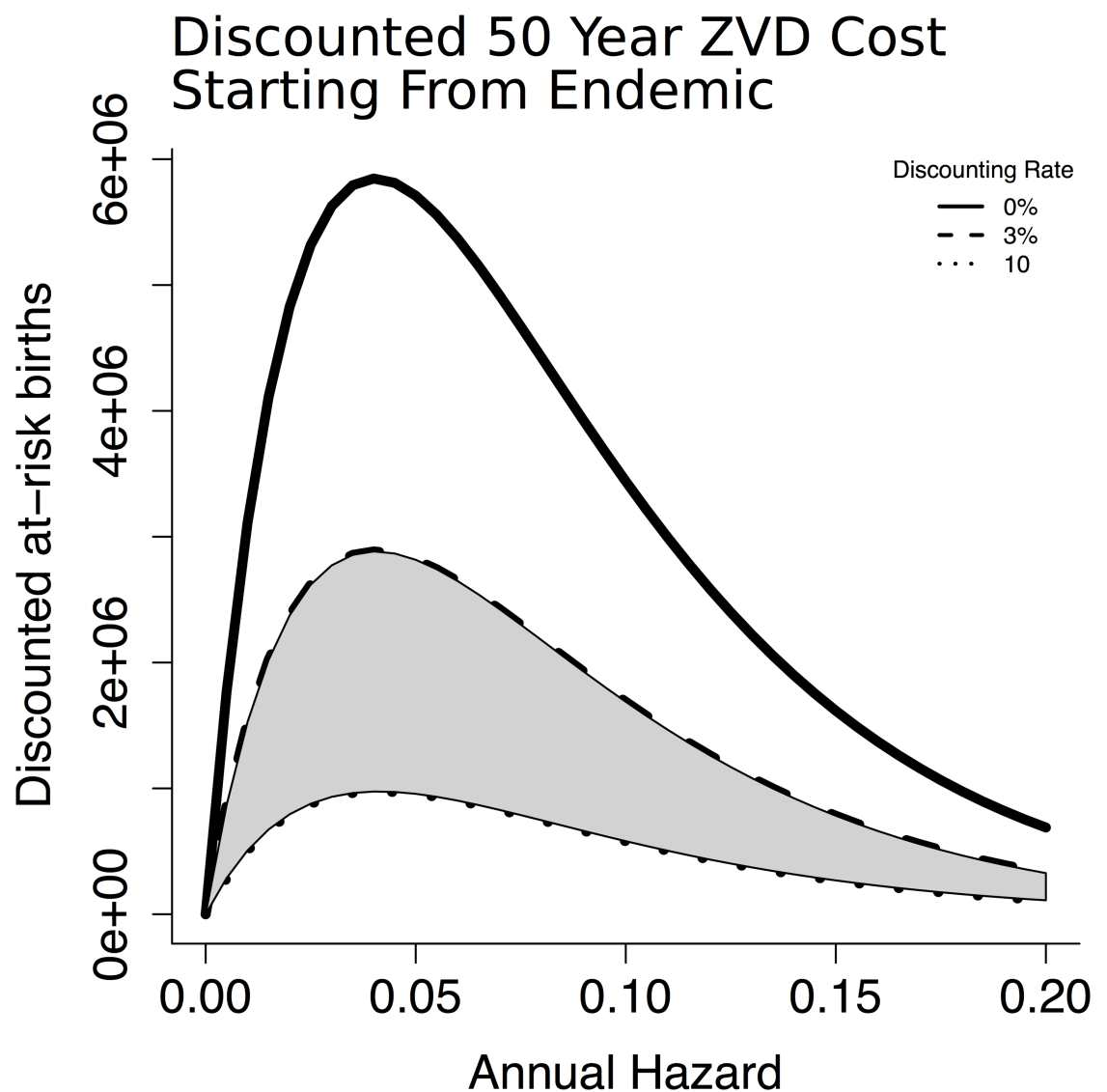


Fig 9. The paradox of control seen in the endemic setting is a function of equilibrium disease burden, and therefore insensitive to discounting. For illustrative purposes we include the range of common discounting rates in the gray shaded region.

<https://doi.org/10.1371/journal.pntd.0005997.g009>

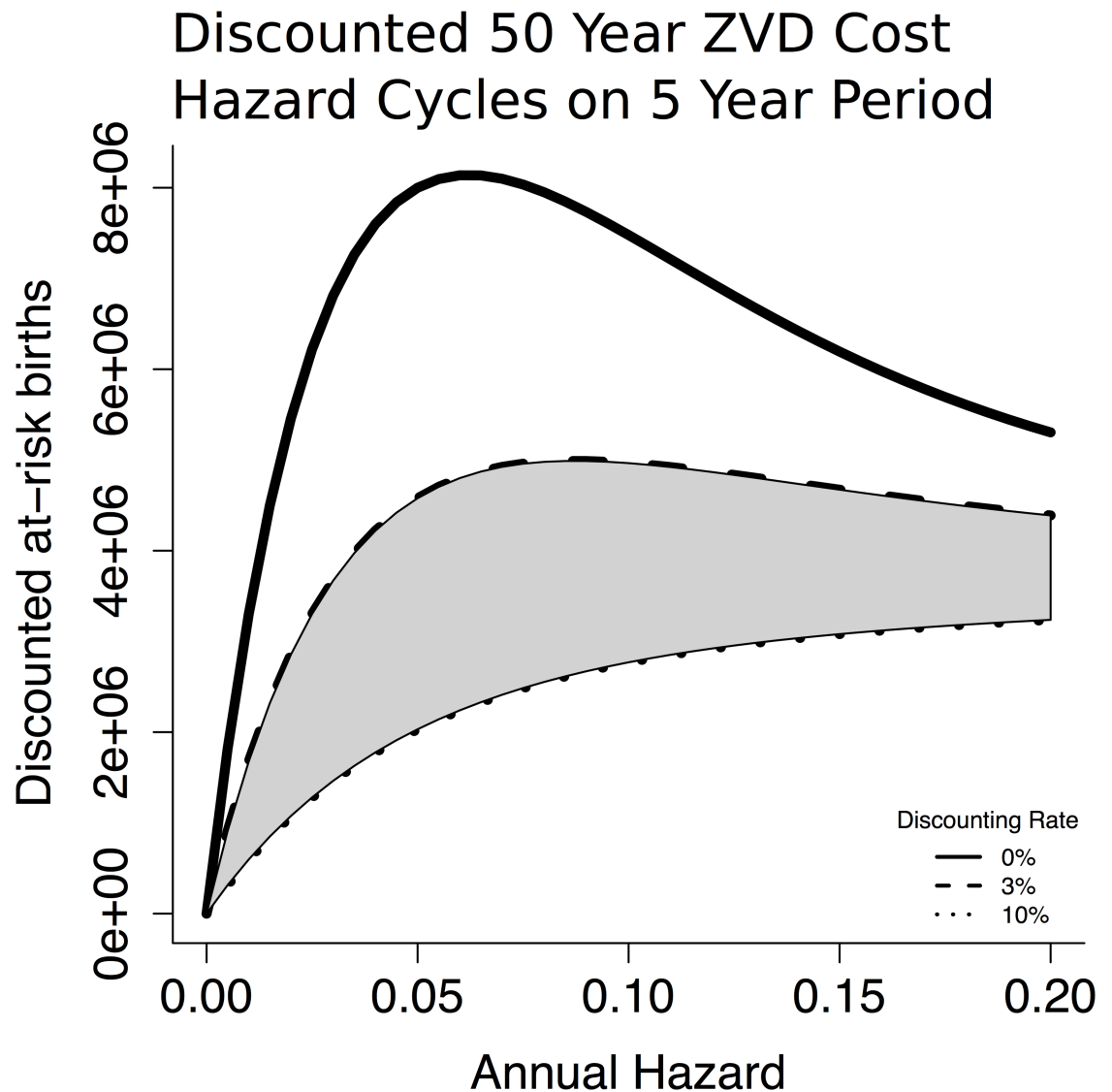


Fig 10. In case of cycles in hazard rates, our qualitative conclusions are broadly unchanged. However, sufficiently long cycles may increase the minimum discounting rate necessary to eliminate the paradox of control by permitting cohorts born during the lower-hazard phase of the cycle to reach reproductive age before encountering ZVD infection. As an illustrative example, we consider hazard rates that cycle on a five year period.

<https://doi.org/10.1371/journal.pntd.0005997.g010>

Discussion

Higher transmission intensities effectively frontload the total burden of ZVD incidence. Some have argued [44] that the higher long-term incidence of ZVD in low transmission settings should be considered a point against aggressive control efforts to reduce ZIKV transmission. However, policymakers may not be neutral in regards to the timing of potential cases. If two scenarios project similar numbers of cases, it may be preferable to follow the one that delays the burden until later years in light of the expectation that new treatments or preventive measures may be developed in the meantime. Likewise, even a scenario that predicts more total cases over a long time window may be preferred if it involves a lower level of incidence over the time frame of greatest interest to decision makers. Consistent with Bewick et al [44], efforts

to limit the size of an initial outbreak of an introduced pathogen such as ZIKV must be traded off against the implications for population-level immunity and long term incidence. We emphasize that possible future cases are less immediately pressing than current cases, and factoring in this prioritization of the present reinforces the importance of limiting disease exposure for at-risk individuals. This aligns with simulation studies suggesting that, regardless of management action, the largest number of cases (and thus the greatest cost) will be concentrated in the initial outbreak before endemic establishment [44, 45].

We wish to emphasize that our results do not contradict the well-established concept of endemic stability used to justify the avoidance of rubella immunization in some countries. Our conclusions that discounted cumulative future costs from ZIKV are effectively monotonically increasing in infection risk only applies at the start of an epidemic when the population is entirely naive. As the population ages and the infection incidence approaches endemic equilibrium levels, the paradox of control re-emerges, as shown in Figs 8 and 9.

Our model does not account for all possible details of long-term ZVD dynamics—the true picture is likely more complicated due to the uncertainty about the extent of sexual transmission [46, 47] and similarity to dengue virus transmission [48]. To the extent that ZVD outcomes depend on the stage of pregnancy and how mosquito population density aligns (or not) with human birth seasonality [6, 40], our projections may overstate the total ZVD burden by estimating the number of at-risk births rather than actual cases of microcephaly. However, this should be a uniform overestimate of the true cost, without biasing comparisons of different transmission intensities. We do not account for costs of ZVD aside from microcephaly risk, such as potential strain interactions with dengue fever [49] or link to Guillain-Barre Syndrome [50], both of which would increase the accounting of near-term costs and decrease the future preference for ZVD infection in early childhood.

Author Contributions

Conceptualization: Spencer Carran, Matthew Ferrari, Timothy Reluga.

Formal analysis: Spencer Carran.

Funding acquisition: Matthew Ferrari, Timothy Reluga.

Investigation: Spencer Carran, Timothy Reluga.

Methodology: Spencer Carran, Timothy Reluga.

Resources: Matthew Ferrari.

Supervision: Matthew Ferrari, Timothy Reluga.

Visualization: Spencer Carran.

Writing – original draft: Spencer Carran.

Writing – review & editing: Spencer Carran, Matthew Ferrari, Timothy Reluga.

References

1. Dick GWA, Kitchen SF, Haddow AJ. Zika Virus (I). Isolations and serological specificity. *Trans R Soc Trop Med Hyg.* 1952; 46(5):509–520. [https://doi.org/10.1016/0035-9203\(52\)90042-4](https://doi.org/10.1016/0035-9203(52)90042-4) PMID: 12995440
2. Weaver SC, Costa F, Garcia-Blanco MA, Ko AI, Ribeiro GS, Saade G, et al. Zika virus: History, emergence, biology, and prospects for control. *Antiviral Research.* 2016; 130:69–80. <https://doi.org/10.1016/j.antiviral.2016.03.010> PMID: 26996139
3. Costa e Castro M, Álvaersda Silva JA, o Nardi ACF, Beltrame A, de Azeredo Costa E, dos Santos L. Protocolo de vigilância e resposta à ocorrência de microcefalia, Versão 1.3. Ministério da Saúde; 2016.

4. Mlakar J, Korva M, Tul N, Popović M, Polšak-Prijatelj M, Mraz J, et al. Zika Virus Associated with Microcephaly. *New England Journal of Medicine*. 2016; 374(10):951–958. <https://doi.org/10.1056/NEJMoa1600651> PMID: 26862926
5. Gao D, Lou Y, He D, Porco TC, Kuang Y, Chowell G, et al. Prevention and control of Zika fever as a mosquito-borne and sexually transmitted disease. arXiv:160404008 [q-bio]. 2016;.
6. Martinez ME. Preventing Zika Virus Infection during Pregnancy Using a Seasonal Window of Opportunity for Conception. *PLOS Biology*. 2016; 14(7):e1002520. <https://doi.org/10.1371/journal.pbio.1002520> PMID: 27467271
7. Woog V, Singh S, Browne A, Philbin J. Adolescent Women's Need for and Use of Sexual and Reproductive Health Services in Developing Countries. Guttmacher Institute; 2015. Available from: <https://www.guttmacher.org/sites/default/files/pdfs/pubs/Adolescent-SRHS-Need-Developing-Countries.pdf>.
8. Benelli G, Mehlhorn H. Declining malaria, rising of dengue and Zika virus: insights for mosquito vector control. *Parasitol Res*. 2016; p. 1–8.
9. Pitzer VE, Lipsitch M. Exploring the relationship between incidence and the average age of infection during seasonal epidemics. *J Theor Biol*. 2009; 260(2):175–185. <https://doi.org/10.1016/j.jtbi.2009.06.008> PMID: 19527734
10. Fefferman NH, Naumova EN. Dangers of vaccine refusal near the herd immunity threshold: a modelling study. *The Lancet Infectious Diseases*. 2015; 15(8):922–926. [https://doi.org/10.1016/S1473-3099\(15\)00053-5](https://doi.org/10.1016/S1473-3099(15)00053-5) PMID: 25981883
11. Cooper LZ. The History and Medical Consequences of Rubella. *Rev Infect Dis*. 1985; 7(Supplement_1):S2–S10. https://doi.org/10.1093/clinids/7.Supplement_1.S2 PMID: 3890105
12. Miller E, Gay N. Effect of Age on Outcome and Epidemiology of Infectious Diseases. *Biologicals*. 1997; 25(2):137–142.
13. Wesolowski A, Mensah K, Brook CE, Andrianjafimasy M, Winter A, Buckee CO, et al. Introduction of rubella-containing-vaccine to Madagascar: implications for roll-out and local elimination. *Journal of The Royal Society Interface*. 2016; 13(117):20151101. <https://doi.org/10.1098/rsif.2015.1101>
14. Coleman PG, Perry BD, Woolhouse MEJ. Endemic stability—a veterinary idea applied to human public health. *Lancet*. 2001; 357:1284–1286. [https://doi.org/10.1016/S0140-6736\(00\)04410-X](https://doi.org/10.1016/S0140-6736(00)04410-X) PMID: 11418173
15. Reluga TC, Medlock J, Poolman E, Galvani AP. Optimal Timing of Disease Transmission in an Age-Structured Population. *Bull Math Biol*. 2007; 69(8):2711–2722. <https://doi.org/10.1007/s11538-007-9238-5> PMID: 17701261
16. Reluga TC, Li J. Games of age-dependent prevention of chronic infections by social distancing. *Journal of Mathematical Biology*. 2012; 66(7):1527–1553. <https://doi.org/10.1007/s00285-012-0543-8> PMID: 22610396
17. Panagiotopoulos T, Berger A, Antoniadou L, Valassi-Adam E. Increase in congenital rubella occurrence after immunisation in Greece: retrospective survey and systematic review: How does herd immunity work? *BMJ*. 1999; 319(7223):1462–1467. <https://doi.org/10.1136/bmj.319.7223.1462> PMID: 10582926
18. Vynnycky E, Gay NJ, Cutts FT. The predicted impact of private sector MMR vaccination on the burden of Congenital Rubella Syndrome. *Vaccine*. 2003; 21(21-22):2708–2719. [https://doi.org/10.1016/S0264-410X\(03\)00229-9](https://doi.org/10.1016/S0264-410X(03)00229-9) PMID: 12798608
19. Yakob L, Walker T. Zika virus outbreak in the Americas: the need for novel mosquito control methods. *The Lancet Global Health*. 2016; 4(3):e148–e149. [https://doi.org/10.1016/S2214-109X\(16\)00048-6](https://doi.org/10.1016/S2214-109X(16)00048-6) PMID: 26848089
20. Cohen J. The race for a Zika vaccine is on. *Science*. 2016; 351(6273):543–544. <https://doi.org/10.1126/science.351.6273.543> PMID: 26912676
21. Tripp RA, Ross TM. Development of a Zika vaccine. *Expert Review of Vaccines*. 2016; 15(9):1083–1085. <https://doi.org/10.1080/14760584.2016.1192474> PMID: 27212079
22. Marston HD, Lurie N, Borio LL, Fauci AS. Considerations for Developing a Zika Virus Vaccine. *New England Journal of Medicine*. 2016; 375(13):1209–1212. <https://doi.org/10.1056/NEJMp1607762> PMID: 27682031
23. Harrison M. Valuing the Future: the social discount rate in cost-benefit analysis. Australian Government Productivity Commission; 2010. Available from: <http://www.pc.gov.au/research/supporting/cost-benefit-discount>.
24. Thompson KM, Tebbens RJD. Retrospective Cost-Effectiveness Analyses for Polio Vaccination in the United States. *Risk Analysis*. 2006; 26(6):1423–1440. <https://doi.org/10.1111/j.1539-6924.2006.00831.x> PMID: 17184390
25. Neumann PJ, Sanders GD, Russell LB, Siegel JE, Ganiats TG. *Cost-Effectiveness in Health and Medicine*. Oxford University Press; 2016.

26. Khan MM, Ehreth J. Costs and benefits of polio eradication: a long-run global perspective. *Vaccine*. 2003; 21(7):702–705. [https://doi.org/10.1016/S0264-410X\(02\)00584-4](https://doi.org/10.1016/S0264-410X(02)00584-4) PMID: 12531344
27. Barrett S, Hoel M. Optimal disease eradication. *Environment and Development Economics*. 2007; 12(5):627–652. <https://doi.org/10.1017/S1355770X07003816>
28. Duintjer Tebbens RJ, Pallansch MA, Cochi SL, Wassilak SGF, Linkins J, Sutter RW, et al. Economic analysis of the global polio eradication initiative. *Vaccine*. 2010; 29(2):334–343. <https://doi.org/10.1016/j.vaccine.2010.10.026> PMID: 21029809
29. United Nations DoE, Social Affairs PD. World Fertility Data 2012. United Nations; 2013. Available from: <http://data.un.org/DocumentData.aspx?id=319>.
30. Honein MA, Dawson AL, Petersen EE, Jones AM, Lee EH, Yazdy MM, et al. Birth Defects Among Fetuses and Infants of US Women With Evidence of Possible Zika Virus Infection During Pregnancy. *JAMA*. 2016
31. Brasil P, Pereira JPJ, Moreira ME, Ribeiro Nogueira RM, Damasceno L, Wakimoto M, et al. Zika Virus Infection in Pregnant Women in Rio de Janeiro. *New England Journal of Medicine*. 2016; 375(24):2321–2334. <https://doi.org/10.1056/NEJMoa1602412> PMID: 26943629
32. Cauchemez S, Besnard M, Bompard P, Dub T, Guillemette-Artur P, Eyrolle-Guignot D, et al. Association between Zika virus and microcephaly in French Polynesia, 2013–15: a retrospective study. *The Lancet*. 2016; 387(10033):2125–2132. [https://doi.org/10.1016/S0140-6736\(16\)00651-6](https://doi.org/10.1016/S0140-6736(16)00651-6)
33. Lucey DR, Gostin LO. The Emerging Zika Pandemic: Enhancing Preparedness. *JAMA*. 2016; 315(9):865–866. <https://doi.org/10.1001/jama.2016.0904> PMID: 26818622
34. Aliota MT, Peinado SA, Velez ID, Osorio JE. The wMel strain of *Wolbachia* Reduces Transmission of Zika virus by *Aedes aegypti*. *Scientific Reports*. 2016; 6:srep28792. <https://doi.org/10.1038/srep28792>
35. Dogan AC, Wayne S, Bauer S, Ogunyemi D, Kulkarni SK, Maulik D, et al. The Zika virus and pregnancy: evidence, management, and prevention. *The Journal of Maternal-Fetal & Neonatal Medicine*. 2017; 30(4):386–396.
36. Lebreton JD. Demographic Models for Subdivided Populations: The Renewal Equation Approach. *Theoretical Population Biology*. 1996; 49(3):291–313. <https://doi.org/10.1006/tpbi.1996.0015> PMID: 8813026
37. Kermack WO, McKendrick AG. A contribution to the mathematical theory of epidemics. *Proceedings of the Royal Society A*. 1927; 115:700–721.
38. Grenfell BT, Anderson RM. Pertussis in England and Wales: An Investigation of Transmission Dynamics and Control by Mass Vaccination. *Proceedings of the Royal Society B: Biological Sciences*. 1989; 236(1284):213–252. <https://doi.org/10.1098/rspb.1989.0022>
39. McKendrick AG. Applications of mathematics to medical problems. *Proceedings of the Edinburgh Mathematical Society*. 1926; 44:98–130. <https://doi.org/10.1017/S0013091500034428>
40. Martinez-Bakker M, Bakker KM, King AA, Rohani P. Human birth seasonality: latitudinal gradient and interplay with childhood disease dynamics. *Proc R Soc B*. 2014; 281(1783):20132438. <https://doi.org/10.1098/rspb.2013.2438> PMID: 24695423
41. Nishiura H, Mizumoto K, Villamil-Gómez WE, Rodríguez-Morales AJ. Preliminary estimation of the basic reproduction number of Zika virus infection during Colombia epidemic, 2015–2016. *Travel Medicine and Infectious Disease*. 2016; 14(3):274–276. <https://doi.org/10.1016/j.tmaid.2016.03.016> PMID: 27060613
42. Bastos L, Villela DAM, Carvalho LM, Cruz OG, Gomes MFC, Durovni B, et al. Zika in Rio de Janeiro: Assessment of basic reproductive number and its comparison with dengue. *bioRxiv*. 2016; p. 055475.
43. Lessler J, Metcalf CJE. Balancing Evidence and Uncertainty when Considering Rubella Vaccine Introduction. *PLOS ONE*. 2013; 8(7):e67639. <https://doi.org/10.1371/journal.pone.0067639> PMID: 23861777
44. Bewick S, Fagan WF, Calabrese JM, Agosto F. Zika Virus: Endemic Versus Epidemic Dynamics and Implications for Disease Spread in the Americas. *bioRxiv*. 2016; p. 041897.
45. Ferguson NM, Cucunubá ZM, Dorigatti I, Nedjati-Gilani GL, Donnelly CA, Basáñez MG, et al. Countering Zika in Latin America. *Science*. 2016; p. aag0219.
46. Musso D, Roche C, Robin E, Nhan T, Teissier A, Cao-Lormeau VM. Potential Sexual Transmission of Zika Virus. *Emerging Infectious Diseases*. 2015; 21(2):359–361. <https://doi.org/10.3201/eid2102.141363> PMID: 25625872
47. Harrower J, Kiedrzyński T, Baker S, Upton A, Rahnama F, Sherwood J, et al. Sexual Transmission of Zika Virus and Persistence in Semen, New Zealand, 2016. *Emerging Infectious Diseases*. 2016; 22(10):1855–1857. <https://doi.org/10.3201/eid2210.160951> PMID: 27454745

48. Carlson C, Dougherty E, Getz W. An ecological assessment of the pandemic threat of Zika virus. *bioRxiv*. 2016; p. 040386.
49. Dejnirattisai W, Supasa P, Wongwiwat W, Rouvinski A, Barba-Spaeth G, Duangchinda T, et al. Dengue virus sero-cross-reactivity drives antibody-dependent enhancement of infection with Zika virus. *Nat Immunol*. 2016; 17(9):1102–1108. <https://doi.org/10.1038/ni.3515> PMID: 27339099
50. Parra B, Lizarazo J, Jiménez-Arango JA, Zea-Vera AF, González-Manrique G, Vargas J, et al. Guillain-Barré Syndrome Associated with Zika Virus Infection in Colombia. *New England Journal of Medicine*. 2016; 375(16):1513–1523. <https://doi.org/10.1056/NEJMoa1605564> PMID: 27705091
51. Miller E, Cradock-Watson J, Pollock T. CONSEQUENCES OF CONFIRMED MATERNAL RUBELLA AT SUCCESSIVE STAGES OF PREGNANCY. *The Lancet*. 1982; 320(8302):781–784.

© 2018 Carran et al. This is an open access article distributed under the terms of the Creative Commons Attribution License:

<http://creativecommons.org/licenses/by/4.0/> (the “License”), which permits unrestricted use, distribution, and reproduction in any medium, provided the original author and source are credited. Notwithstanding the ProQuest Terms and Conditions, you may use this content in accordance with the terms of the License.